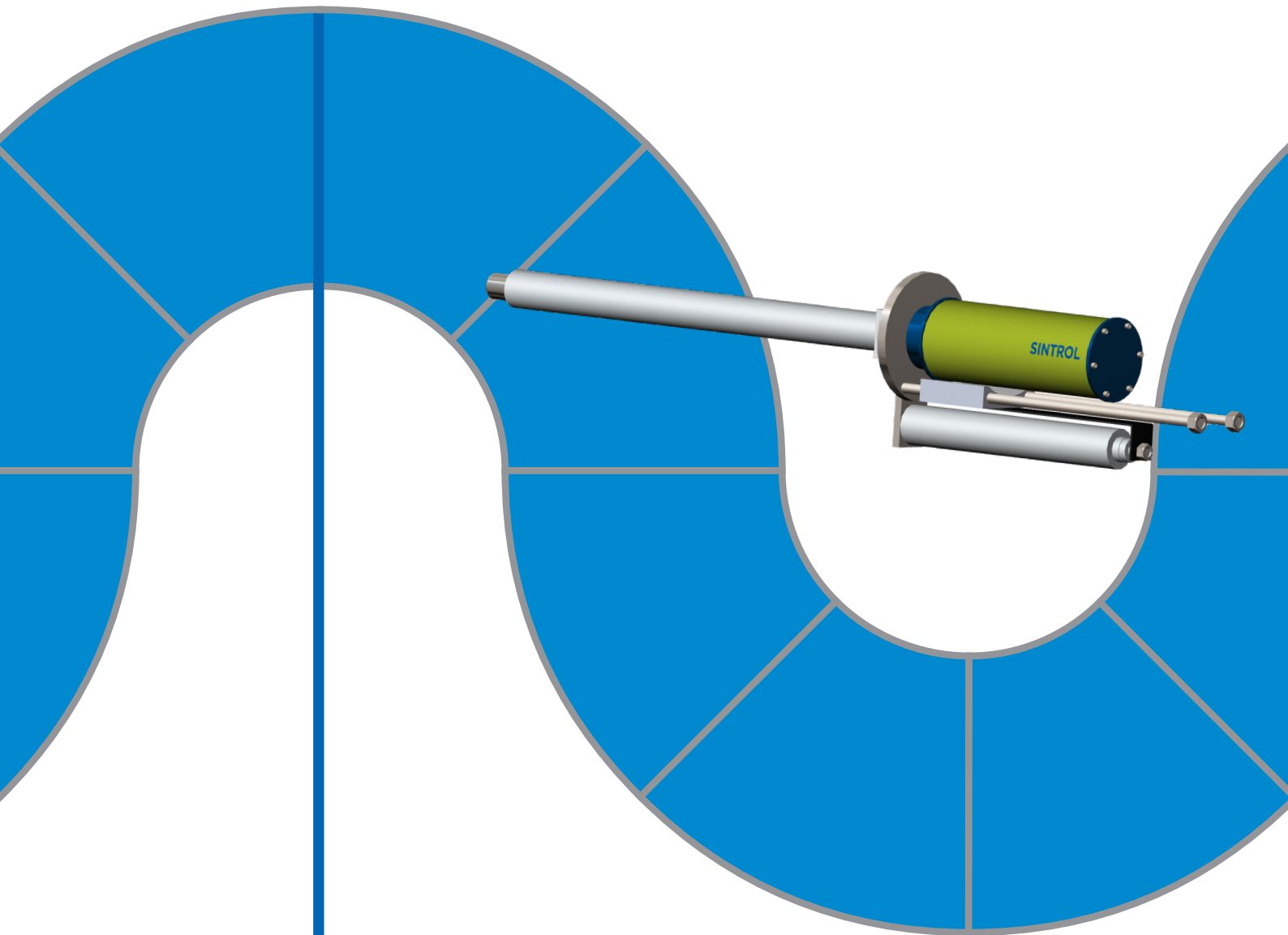


SINTROL VULCAN12C-2C

High Temperature Imaging System



VULCAN12C-2C - Lime Kilns Monitoring

Pyro-Viper-HD -Software


Sintrol Vulcan12C-2C

The Most Advanced Imaging System for Lime Kilns

- High Temperature Imaging System for kilns monitoring
- Reduced emissions by improving performance
- Allows multiple cameras/detectors operating in different spectral wavebands to share a common furnace lens
- Helps maximize efficiency and capacity by showing fuel and air flow in the burning zone inside the kiln in color video
- Allows utilization of a broad spectrum from visible light to mid-wave infrared on a common optical path
- Helps reduce build-up resulting in fewer shutdowns and lower maintenance cost
- Helps in shaping and positioning clinker
- Typically used in conjunction with Pyro-Viper-HD -software

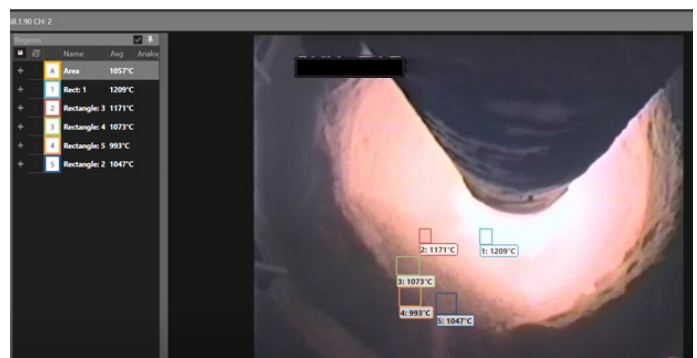
System Features

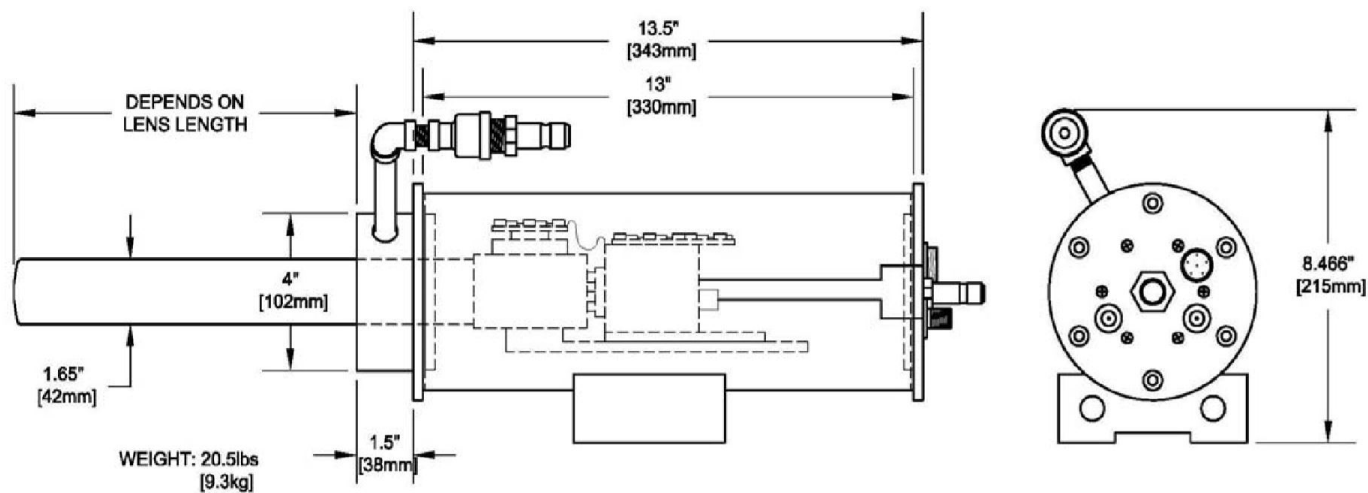
- Quick-change system design for easy installation and maintenance
- Proprietary Bright Image Optical System for sharp images
- Wavelength optimized electro/optical system
- Indestructible STEELON™ housings to protect electronic components
- Advanced lens design for low air consumption
- Wide field of view and easy assembly/disassembly
- High performance, ruggedized imagers for increased durability



System Options

- Radiometric camera with an image processing and analysis software for temperature measurement, image processing and data management
- Balanced draft and positive pressure wall boxes for permanent/semi-permanent installation
- Automatic retract assemblies
- Portable system configuration and cart assembly for diagnostics and testing
- Air filtration systems
- Digital recorders, monitors, switchers and other video equipment
- Fiber optic, coax, Ethernet, or wireless video/data transmission





Product Name		Sintrol Vulcan12C-2C	
System Includes	<ul style="list-style-type: none"> • High resolution CCD sensor with integrated 2D radiometer for dual wavelength pyrometry • Air cooled stainless steel furnace lens (wavelength optimized) • Quick change lens system • High temperature camera housing (IP66) with slide trac mount • Quick change back plate • 12 VDC power supplies with NEMA 4X enclosure and 4.6m (15 ft.) cords • Regulator assembly with 2 ea. 4.6m (15') quick disconnect air lines • Factory assembled, pre-adjusted and ready for installation 		
Camera	Primary	Secondary	
Sensor	CCD	Solid State IR (.8 to 1.3 μm)	
Resolution	768 x 494 (Standard)	640 x 480 1280 x 1060 (Hi Def)	
SNR	Greater than 50 dB	Greater than 50 dB	
Power	12 VDC with 100-240 VAC adapter – 50/60Hz		
Available Lenses			
Overall length	<ul style="list-style-type: none"> • 61, 91, 122cm. (24", 36", 48") Straight Ahead Line of Sight Lens • 61, 91, 122cm. (24", 36", 48") Obtuse and Right Angle Line of Sight 		
Diameter	42mm (1.650")		
Field of view	See Lens Selection Guide		
Line of Sight	Straight ahead (standard), Obtuse and Right Angle (optional)		
Temperature	Scenes being monitored to 3500° F (1927° C)		
Air purge	0.10 MPa (1bar) @ 20 scfm (34 m ³ /Hr) - straight ahead line of sight lens		
Instrument quality air only T<100°F (40°C)			
Enclosure			
Material	PHASE III = STEELON™ (stainless steel over high temperature synthetic)		
Temperature	Ambient temperatures to 289° C (550° F)		
Air purge	0.02 MPa (0,2 bar) @ 3 scfm (5.1 m ³ /H)		
Options and Accessories include	<ul style="list-style-type: none"> • SAM0007-XX or SAM0012-XX wallbox mount • SAM0009 or SAM0028 air filtration system • MSS0010C automatic retract • Video recording and Video monitor • Coaxial cable, fiber optic, transmission system • PYROVIPER™ thermal imaging software • Quickchange Lens 		



SINTROL OY
Ruosilantie 15,
FI-00390 Helsinki, FINLAND
Tel. +358 9 561 7360
e-mail: info@sintrol.com
www.sintrol.com

